

WEST PORCH

Outdoor Living



COLLECTIONS AND INSPIRATION GUIDE



Outdoor living, redefined.

Eating together is about more than the food you serve. It's about building relationships, strengthening ties, and creating memories to share. Gathering family and friends around the table can be an experience that lasts a lifetime. Our outdoor living spaces let you extend the inside of your home out, and create places where people come together and experiences come to life.

From the Heath Collection

Welcome to West Porch

We design and manufacture outdoor kitchens that reflect your style and extend the inside of your home out, bringing people together and experiences to life.

Since 1956, our family-owned and operated business has been recognized for quality craftsmanship and innovative design. For three generations, our unwavering commitment to perfection continues with the West Porch Outdoor Living collections.

We're always pushing the boundaries of outdoor living design, embracing creativity and innovation to create inspiring spaces. You can see it in the style and function of our collections – they're thoughtfully designed, crafted with the highest quality materials, and manufactured sustainably.

At West Porch, we understand that every project is unique. We tailor our cabinetry with a wide range of customization options so you can create an outdoor living space that reflects your style and fits perfectly in your space. We take a collaborative and creative approach to design and manufacturing that transforms ideas into beautiful and functional outdoor environments. Active engagement, careful planning, attention to detail, and a commitment to making your vision a reality is how we work.

We're delighted to share our work with you. We invite you to explore our collections and reimagine how beautiful outdoor living can be.

Sincerely,



Cameron Mason
Principal
West Porch Outdoor Living

From the Acacia Collection



We design and manufacture tailored solutions that create beautiful, functional, durable outdoor living spaces.

We start with the highest quality, sustainable materials...


Our products are made from 100% recyclable aluminum and finished with VOC-free powder coat. We use eco-friendly manufacturing equipment with high energy efficiencies and minimal gas consumption in our manufacturing processes.

... design smarter

Our innovative designs are not only beautiful, they set the standard in functionality and durability. With hundreds of options for customization, West Porch outdoor kitchens are designed to work for you.

... and manufacture for life

Backed by a limited lifetime warranty, our products are built to perform.





From the Blend Collection



At West Porch our goal is simple; to create remarkable outdoor kitchens that not only look stunning but are also crafted responsibly for functionality, durability, and style—so you can enjoy a lifetime of creating experiences.



Grade-matching toe plate

Innovating to deliver the highest quality

The quality of our collections can be seen in the details. Every hole is purpose driven, giving our cabinets clean, sleek interiors. Toe plates are customized to ensure they match the grade of your patio or deck perfectly. Our flex cabinet design allows custom cabinet layouts to the nearest ¼" for maximum functional storage with no dead space or fillers. And our products are made from 100% recyclable aluminum, making them the most durable and most sustainable outdoor cabinets available.



Clean interior



Flex cabinet design




100% recyclable aluminum


Style and craftsmanship come together in our stunning outdoor living collections.

We're always pushing the boundaries of traditional outdoor design because your style doesn't end at the back door. Our collections extend design from the inside of the home to outdoor living spaces, seamlessly, thoughtfully, and elegantly.

We embrace creativity and innovation to create inspiring outdoor spaces. To design your outdoor kitchen, start by choosing your cabinetry from one of our eight collections. Then you can complete your look with the perfect finish, hardware, appliances, surfaces, and lighting.




Acacia



Millwood




Heath




Manor




Highland



Blend



Stria



Plana

From the Stria Collection



From the Highland Collection



Colors and finishes that reflect your style



Scan the QR code to see all 500+ color and finish options

West Porch offers an extensive collection of colours and finishes to complement your style.

TEXTURED POWDER COAT

- 3005T
- 5000T
- 6009T
- 7038T

SMOOTH POWDER COAT

- 1001S
- 4007S
- 5014S
- 6021S

MATTE POWDER COAT

- 1015M
- 4009M
- 6003M
- 7026M

PLANA CLADDING

- Aura
- Kira
- Laurent
- Nebu

STRIA CLADDING

- Bromo
- Kreta
- Rem
- Umber



From the Millwood Collection

Hardware to accent your outdoor kitchen beautifully



Scan the QR code to see all our hardware options

Our door and drawer hardware choices are as functional as they are beautiful.

CLASSIC HARDWARE

- Trellis
- Ennis
- Harrison
- Parlee

CLASSIC FINISHES

- Brushed Stainless
- Black
- Cabinet Color Match

DESIGNER HARDWARE

- Hex
- Deco
- Hudson
- Vernley
- Bauhaus
- Anvil
- Linear
- Newport
- Langston

DESIGNER FINISHES

- Satin Nickel
- Flat Black
- Satin Brass
- Polished Chrome
- Oil Rubbed Bronze
- Polished Nickel



From the Manor Collection

Durable, functional, and fabulous

We'll help you complete your outdoor kitchen with the perfect surface and appliances. We recommend sintered stone surfaces for outdoor kitchens for their beauty and durability, and work with brands like Dekton by Cosentino to provide the surface for your kitchen. You can also source your surfaces from your preferred supplier.

SOME SAMPLES FROM THE DEKTON COLLECTION

APPLIANCE BRAND PARTNERS




Arga




Lucid



Sabbia



Sasea



Umber



Aura



Keyla



Marina



Trance



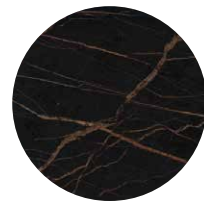
Laos



Limbo




Helena



Laurent



Argentium



Khalo



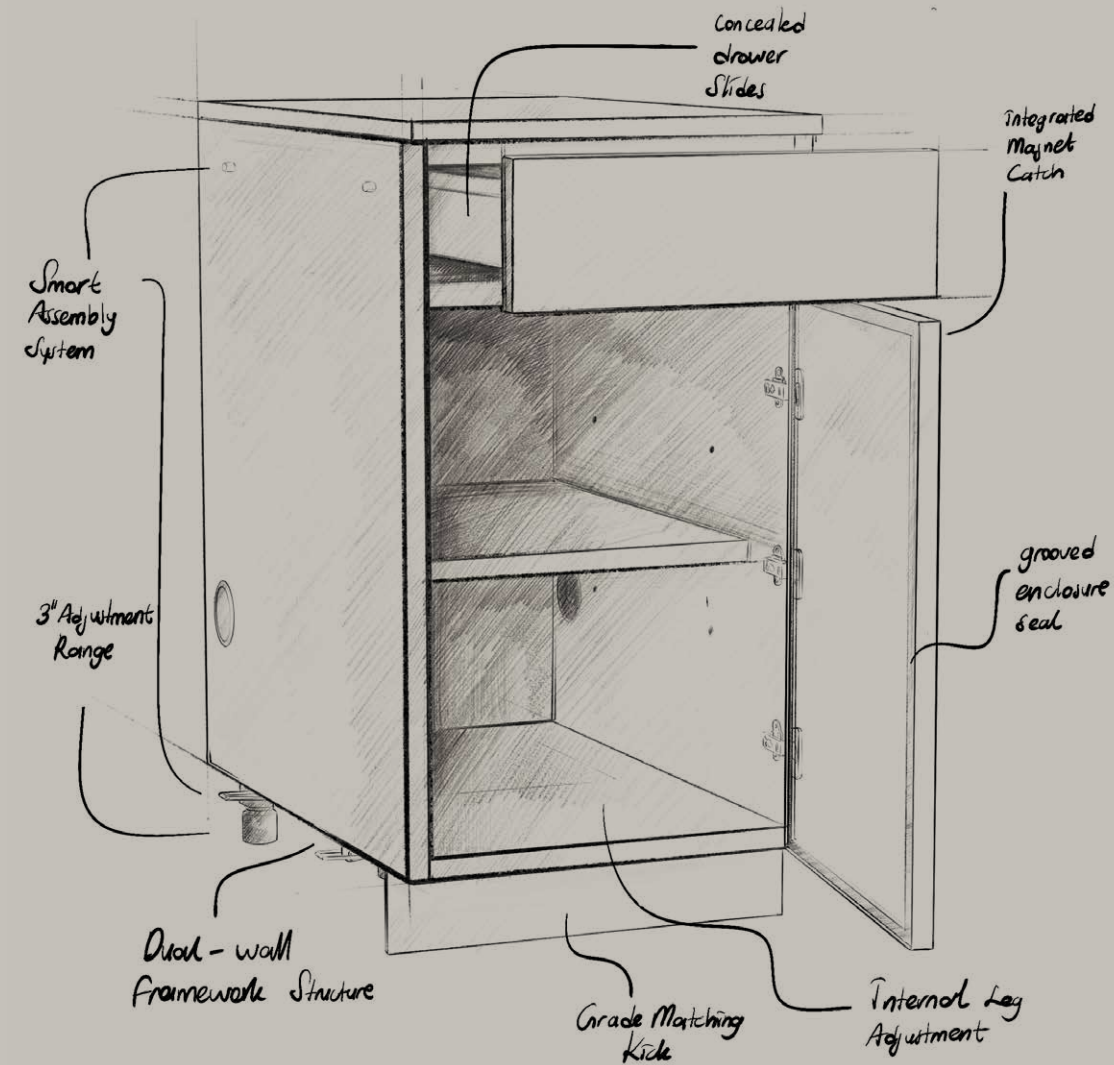
From the Plana Collection



From the Heath Collection



West Porch brings an elevated aesthetic to outdoor living. From classic to contemporary, our outdoor kitchen collections are designed to enhance the beauty of your home, from the inside out.

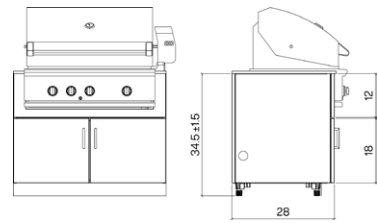


We deliver products that redefine the standard for quality, functionality, and style

- Accommodates all major built-in appliance brands and types
- Fully powder-coated framework ensures superior outdoor durability and weather resistance
- 3-way adjustable door and drawer movements ensure perfect reveals
- Soft-close, self-close door hinges and drawer slides for muted closures
- Welded & polished door and drawer corners for a seamless appearance
- Maximum functional storage with custom cabinet layouts to the nearest ¼"
- UV-resistant seals prevent water, dust, and debris from entering cabinets
- Hidden, integrated magnet catches ensure secure closures
- Concealed undermount drawer glides reduce mechanism debris exposure and ensure a sleek, clean look
- Industry-leading 3" leveling feet adjustment for extreme grades

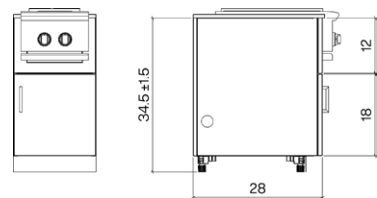
Equipment cabinets

Grill



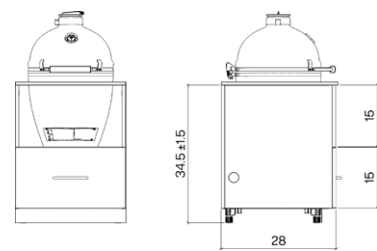
Description	Part No.
36" GRILL	BC-3600-GRL-000-00000-0000000000-0
42" GRILL	BC-4200-GRL-000-00000-0000000000-0
48" GRILL	BC-4800-GRL-000-00000-0000000000-0
54" GRILL	BC-5400-GRL-000-00000-0000000000-0
63" GRILL	BC-6300-GRL-000-00000-0000000000-0

Burner



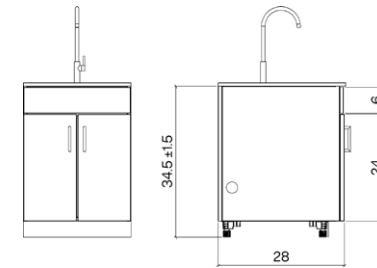
Description	Part No.
18" BURNER, LEFT	BC-1800-BDL-000-00000-0000000000-0
18" BURNER, RIGHT	BC-1800-BDR-000-00000-0000000000-0
24" BURNER, LEFT	BC-2400-BDL-000-00000-0000000000-0
24" BURNER, RIGHT	BC-2400-BDR-000-00000-0000000000-0

Komado



Description	Part No.
27" KOMADO	BC-2700-KMD-000-00000-0000000000-0
33" KOMADO	BC-3300-KMD-000-00000-0000000000-0

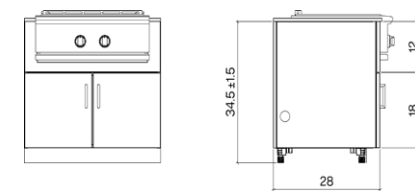
Sink



Description	Part No.
24" DOUBLE DOOR	BC-2400-SNK-000-00000-0000000000-0
30" DOUBLE DOOR	BC-3000-SNK-000-00000-0000000000-0

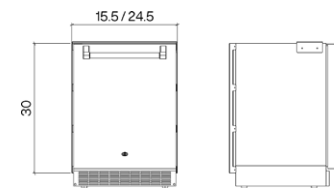
Includes an adjustable shelf for flexible and versatile storage options.

Griddle



Description	Part No.
24" DOUBLE DOOR	BC-2400-GDL-000-00000-0000000000-0
30" DOUBLE DOOR	BC-3000-GDL-000-00000-0000000000-0

Appliance

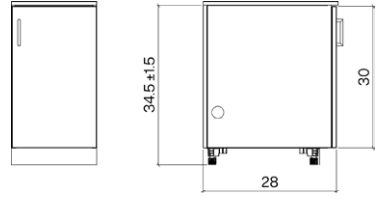


Description	Part No.
15.5" APPLIANCE TRIM	BC-1550-ATR-000-00000-0000000000-0
24.5" APPLIANCE TRIM	BC-2450-ATR-000-00000-0000000000-0
15.5" APPLIANCE TRIM W/ FRONT PANEL*	BC-1550-ATP-000-00000-0000000000-0
24.5" APPLIANCE TRIM W/ FRONT PANEL*	BC-2450-ATP-000-00000-0000000000-0

Trims can be assembled adjacent to accommodate appliances placed side by side.
 * Front panel only applicable with specific appliance brands.

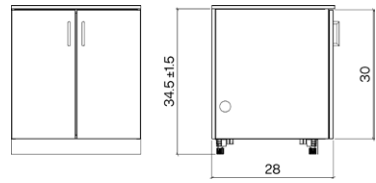
Storage cabinets

Single Door



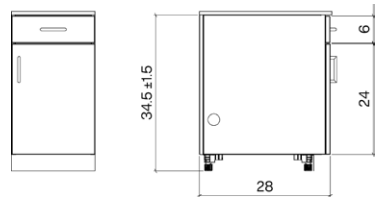
Description	Part No.
18" DOOR, LEFT	BC-1800-DOL-000-00000-0000000000-0
18" DOOR, RIGHT	BC-1800-DOR-000-00000-0000000000-0
24" DOOR, LEFT	BC-2400-DOL-000-00000-0000000000-0
24" DOOR, RIGHT	BC-2400-DOR-000-00000-0000000000-0

Double Door



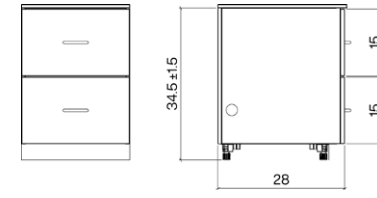
Description	Part No.
24" DOUBLE DOOR	BC-2400-DDO-000-00000-0000000000-0
30" DOUBLE DOOR	BC-3000-DDO-000-00000-0000000000-0
36" DOUBLE DOOR	BC-3600-DDO-000-00000-0000000000-0

Single Drawer & Single Door



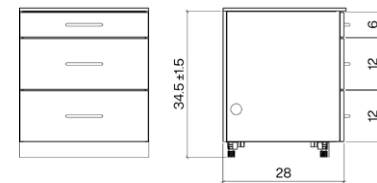
Description	Part No.
18" DRAWER & DOOR, LEFT	BC-2700-KMD-000-00000-0000000000-0
18" DRAWER & DOOR, RIGHT	BC-1800-DDR-000-00000-0000000000-0
24" DRAWER & DOOR, LEFT	BC-2400-DDL-000-00000-0000000000-0
24" DRAWER & DOOR, RIGHT	BC-2400-DDR-000-00000-0000000000-0

Double Drawer



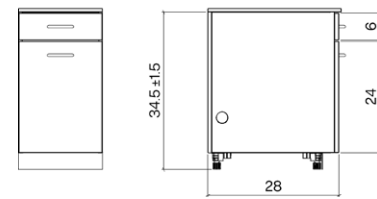
Description	Part No.
18" DOUBLE DRAWER	BC-1800-DDW-000-00000-0000000000-0
24" DOUBLE DRAWER	BC-2400-DDW-000-00000-0000000000-0
30" DOUBLE DRAWER	BC-3000-DDW-000-00000-0000000000-0

Triple Drawer



Description	Part No.
18" TRIPLE DRAWER	BC-1800-TDW-000-00000-0000000000-0
24" TRIPLE DRAWER	BC-2400-TDW-000-00000-0000000000-0
30" TRIPLE DRAWER	BC-3000-TDW-000-00000-0000000000-0

Waste

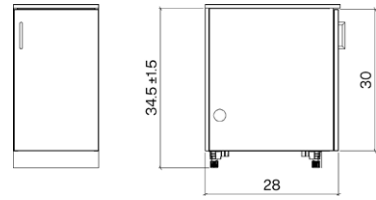


Description	Part No.
18" WASTE	BC-1800-W00-000-00000-0000000000-0
18" WASTE & DRAWER	BC-1800-WDW-000-00000-0000000000-0

Includes 2 container bins for waste and recycling.

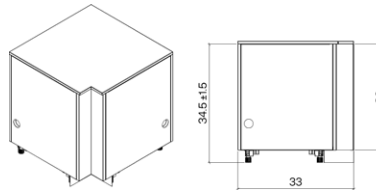
Storage cabinets cont'd

Flex



Description	Part No.
9" TO 17-¾" DOOR, LEFT	BC-0000-DOL-000-00000-0000000000-0
9" TO 17-¾" DOOR, RIGHT	BC-0000-DOR-000-00000-0000000000-0
18-¼" TO 23-¾" DOOR, LEFT	BC-0000-DOL-000-00000-0000000000-0
18-¼" TO 23-¾" DOOR, RIGHT	BC-0000-DOR-000-00000-0000000000-0

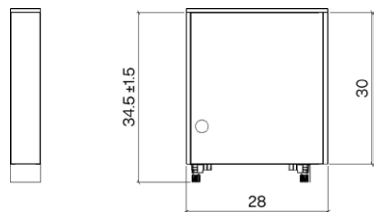
Corner



Description	Part No.
31" CORNER	BC-3100-CNR-000-00000-0000000000-0

Designed with side and bottom access points to allow for the pass-through of electrical and gas inputs.

End Support



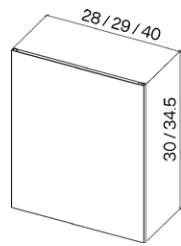
Description	Part No.
6" END SUPPORT	BC-0600-ESP-000-00000-0000000000-0
6" END SUPPORT WITH OUTLET	BC-0600-ESO-000-00000-0000000000-0

Available with receptacle cutout (cover & outlet supplied by others.)
Often incorporated into layouts next to appliances at the ends of cabinet runs.



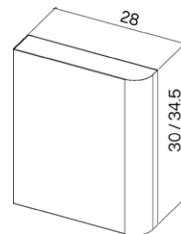
Finishing panels

End Panel



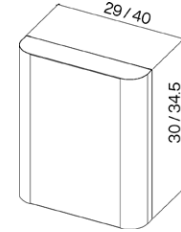
Description	Part No.
28" END PANEL, KICK HEIGHT, LEFT	EP-2800-KHL-000-00000-0000000000-0
28" END PANEL, KICK HEIGHT, RIGHT	EP-2800-KHR-000-00000-0000000000-0
28" END PANEL, FLOOR HEIGHT, LEFT	EP-2800-FHL-000-00000-0000000000-0
28" END PANEL, FLOOR HEIGHT, RIGHT	EP-2800-FHR-000-00000-0000000000-0
29" END PANEL, KICK HEIGHT, LEFT	EP-2900-KHL-000-00000-0000000000-0
29" END PANEL, KICK HEIGHT, RIGHT	EP-2900-KHR-000-00000-0000000000-0
29" END PANEL, FLOOR HEIGHT, LEFT	EP-2900-FHL-000-00000-0000000000-0
29" END PANEL, FLOOR HEIGHT, RIGHT	EP-2900-FHR-000-00000-0000000000-0
40" END PANEL, FLOOR HEIGHT, LEFT	EP-4000-FHL-000-00000-0000000000-0
40" END PANEL, FLOOR HEIGHT, RIGHT	EP-4000-FHR-000-00000-0000000000-0

Single Arc End Panel



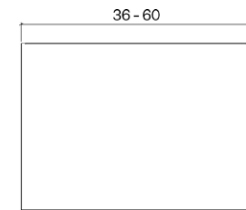
Description	Part No.
28" SINGLE ARC, KICK HEIGHT, LEFT	EP-2800-KSL-000-00000-0000000000-0
28" SINGLE ARC, KICK HEIGHT, RIGHT	EP-2800-KSR-000-00000-0000000000-0
28" SINGLE ARC, FLOOR HEIGHT, LEFT	EP-2800-FSL-000-00000-0000000000-0
28" SINGLE ARC, FLOOR HEIGHT, RIGHT	EP-2800-FSR-000-00000-0000000000-0

Double Arc End Panel




Description	Part No.
29" DOUBLE ARC, KICK HEIGHT, LEFT	EP-2900-KDL-000-00000-0000000000-0
29" DOUBLE ARC, KICK HEIGHT, RIGHT	EP-2900-KDR-000-00000-0000000000-0
29" DOUBLE ARC, FLOOR HEIGHT, LEFT	EP-2900-FDL-000-00000-0000000000-0
29" DOUBLE ARC, FLOOR HEIGHT, RIGHT	EP-2900-FDR-000-00000-0000000000-0
40" DOUBLE ARC, FLOOR HEIGHT, LEFT	EP-4000-FDL-000-00000-0000000000-0
40" DOUBLE ARC, FLOOR HEIGHT, RIGHT	EP-4000-FDR-000-00000-0000000000-0

Back Panel



Description	Part No.
36" - 47.75" BACK PANEL, KICK HEIGHT	BP-0000-KKH-000-00000-0000000000-0
48" - 60" BACK PANEL, KICK HEIGHT	BP-0000-KKH-000-00000-0000000000-0
36" - 47.75" BACK PANEL, FLOOR HEIGHT	BP-0000-FLH-000-00000-0000000000-0
48" - 60" BACK PANEL, FLOOR HEIGHT	BP-0000-FLH-000-00000-0000000000-0

Toe Kick



Description	Part No.
STANDARD HEIGHT KICK (4.5")	KK-0000-SHK-000-00000-0000000000-0
GRADE MATCHING KICK	KK-0000-GMK-000-00000-0000000000-0

Offered both in standard and grade matching heights to accommodate uneven landscapes.
 Powder coated to match cabinet color.
 Priced per linear inch.

WEST PORCH

+1 416-742-2869
contact@westporch.com

@westporch
westporch.com