



WEST PORCH


Outdoor Living

Hardware


Hardware Overview

CLASSIC

Classic hardware is crafted from stainless steel and designed to maintain its original appearance over time, offering a durable, weather-resistant finish. While stainless steel does not develop a patina or change color, regular cleaning is required to protect against smudges, fingerprints, and environmental residue. With routine maintenance, this hardware will preserve its timeless elegance and continue to enhance your space with its enduring finish.



Brushed
Stainless (SS)



Black (BL)



Cabinet Color
Match (CM)


FINISHES

DESIGNER


Oil Rubbed Bronze and Polished Nickel are considered "Living Finishes" and are designed to age naturally over time. Always follow the cleaning methods outlined in the Care & Maintenance manual. The effects of age, climate, and use will work together to create unique, contrasting color variations. The most frequently handled areas will become highlighted as the patina wears off, exposing the natural shades of the brass. Untouched areas may oxidize further, and the combination of colors and hues will enhance the timeless elegance of the base material.



Satin Nickel (SN)




Black (BL)




Satin Brass (SB)



Polished
Chrome (PC)



Oil Rubbed
Bronze (DO)

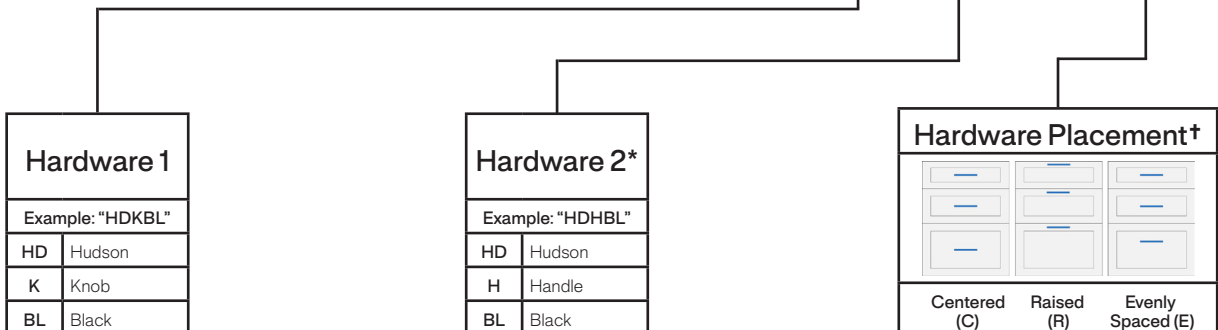


Polished
Nickel (PN)

FINISHES

Hardware Nomenclature

Category	Width	Type	Collection	Finish	Hardware	Placement
BC	1800	DDL	ACA	1001T	HDKBLHDHBL	C



Finishes are digitally rendered and may vary from supplied product.

*Only applicable when using both a knob and handle on the same cabinet.

†Only applicable for cabinets with drawer(s).

Knob (K)



CLASSIC

Parlee (PL)



Anvil (AV)



Bardlow (BR)



Bead (BD)



Blaire (BL)



Clayford (CF)



Deco (DC)



Helios (HL)



Hex (HX)



Howland (HW)



Hudson (HD)



Kennison (KS)



Meadowridge (MR)



Newport (NP)



Somerton (SM)



Tayo (TY)



Travers (TV)


























DESIGNER

Upson (UP)



Vernley (VR)

Handle (H)

				
CLASSIC	Trellis (TR)*	Ennis (EN)	Harrison (HA)	
				
	Angular (AG)	Ansel (AS)	Anvil (AV)*	Apollo (AP)*
				
	Bauhaus (BH)*	Bridge (BG)	Deco (DC)*	Donovan (DV)
				
	Durham (DH)*	Foster (FT)	Granger (GR)	Hex (HX)*
				
	Hudson (HS)	Langston (LS)*	Linear (LN)	Merrick (MK)
				
DESIGNER	Oval (OV)	Phoenix (PX)	Urban (UB)*	Wide Urban (WU)

Images are digitally rendered and may vary from supplied product.

*Denotes that matching Appliance handles are available. When ordering please use letter "A", as opposed to "K" or "H", in part number to reference.